

Q1 What school does your child currently attend?If you have more than one child attending an EIPS school or a child who attends classes at more than one EIPS school, complete this survey for each one.

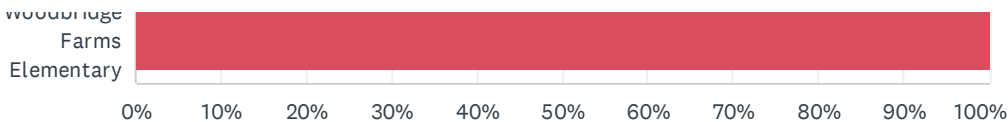
Answered: 82 Skipped: 0

A.L. Horton Elementary										
Ardrossan Elementary										
Ardrossan Junior Senior High										
Bev Facey Community High										
Brentwood Elementary										
Bruderheim School										
Clover Bar Junior High										
Davidson Creek Elementary										
École Campbelltown										
École Parc Élémentaire										
F.R. Haythorne Junior High										
Fort Saskatchewan Christian										
Fort Saskatchewan Elementary										
Fort Saskatchewan High										
Fultonvale Elementary Junior High										
Glen Allan Elementary										
Heritage Hills Elementary										
James Mowat										

2024-25 EIPS Annual Feedback Survey: For Parents and Caregivers

James Mowat Elementary										
Lakeland Ridge										
Lamont Elementary										
Lamont High										
Mills Haven Elementary										
Mundare School										
Next Step Fort Saskatchewan										
Next Step Sherwood Park										
Next Step Vegreville										
Pine Street Elementary										
Rudolph Hennig Junior High										
Salisbury Composite High										
Sherwood Heights Junior High										
SouthPointe School										
Strathcona Christian Academy...										
Strathcona Christian Academy...										
Uncas Elementary										
Vegreville Composite High										
Wes Hosford Elementary										
Westboro Elementary										
Win Ferguson Elementary										
Woodbridge										

2024-25 EIPS Annual Feedback Survey: For Parents and Caregivers



2024-25 EIPS Annual Feedback Survey: For Parents and Caregivers

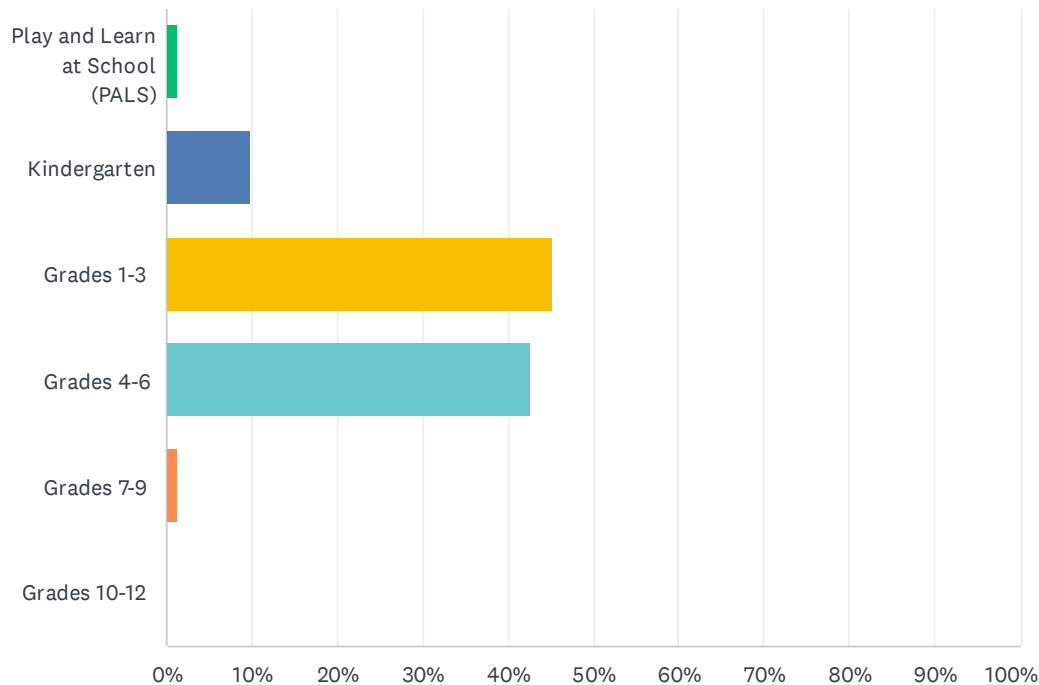
ANSWER CHOICES	RESPONSES	
A.L. Horton Elementary	0.00%	0
Ardrossan Elementary	0.00%	0
Ardrossan Junior Senior High	0.00%	0
Bev Facey Community High	0.00%	0
Brentwood Elementary	0.00%	0
Bruderheim School	0.00%	0
Clover Bar Junior High	0.00%	0
Davidson Creek Elementary	0.00%	0
École Campbelltown	0.00%	0
École Parc Élémentaire	0.00%	0
F.R. Haythorne Junior High	0.00%	0
Fort Saskatchewan Christian	0.00%	0
Fort Saskatchewan Elementary	0.00%	0
Fort Saskatchewan High	0.00%	0
Fultonvale Elementary Junior High	0.00%	0
Glen Allan Elementary	0.00%	0
Heritage Hills Elementary	0.00%	0
James Mowat Elementary	0.00%	0
Lakeland Ridge	0.00%	0
Lamont Elementary	0.00%	0
Lamont High	0.00%	0
Mills Haven Elementary	0.00%	0
Mundare School	0.00%	0
Next Step Fort Saskatchewan	0.00%	0
Next Step Sherwood Park	0.00%	0
Next Step Vegreville	0.00%	0
Pine Street Elementary	0.00%	0
Rudolph Hennig Junior High	0.00%	0
Salisbury Composite High	0.00%	0
Sherwood Heights Junior High	0.00%	0
SouthPointe School	0.00%	0
Strathcona Christian Academy Elementary	0.00%	0

2024-25 EIPS Annual Feedback Survey: For Parents and Caregivers

Strathcona Christian Academy Secondary	0.00%	0
Uncas Elementary	0.00%	0
Vegreville Composite High	0.00%	0
Wes Hosford Elementary	0.00%	0
Westboro Elementary	0.00%	0
Win Ferguson Elementary	0.00%	0
Woodbridge Farms Elementary	100.00%	82
TOTAL		82

Q2 What grade is your child currently in?

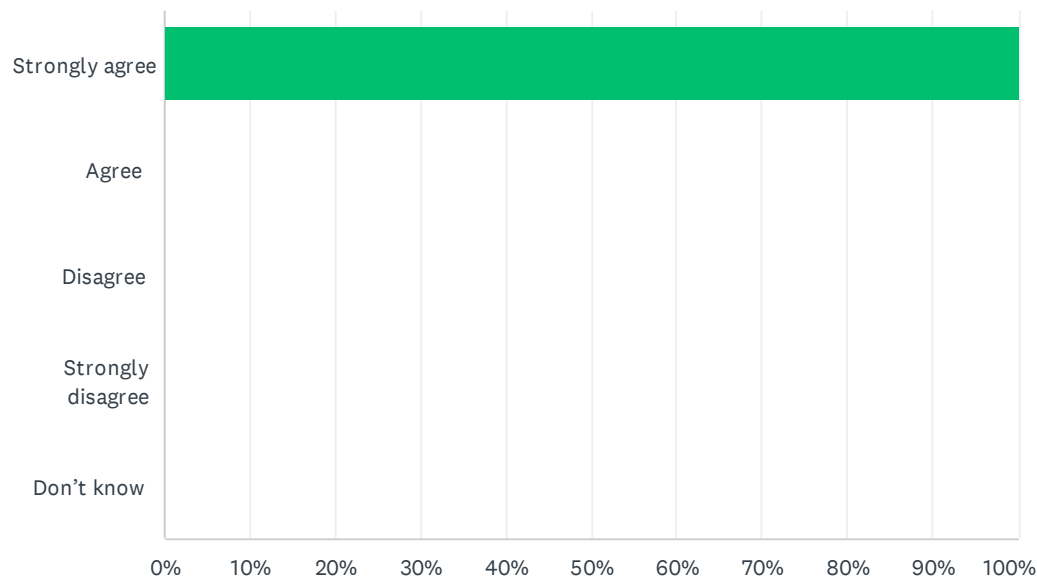
Answered: 82 Skipped: 0



ANSWER CHOICES	RESPONSES	
Play and Learn at School (PALS)	1.22%	1
Kindergarten	9.76%	8
Grades 1-3	45.12%	37
Grades 4-6	42.68%	35
Grades 7-9	1.22%	1
Grades 10-12	0.00%	0
TOTAL		82

Q3 As a result of being in the Play and Learn at School (PALS) program, my child’s demonstrating growth in their development.

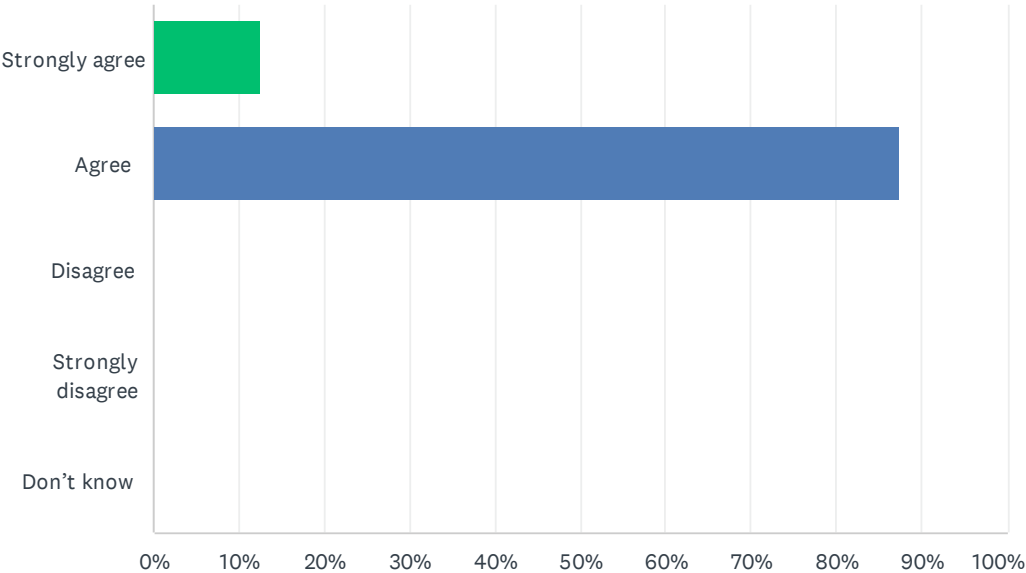
Answered: 1 Skipped: 81



ANSWER CHOICES	RESPONSES	
Strongly agree	100.00%	1
Agree	0.00%	0
Disagree	0.00%	0
Strongly disagree	0.00%	0
Don't know	0.00%	0
TOTAL		1

Q4 As a result of being in the kindergarten program, my child’s becoming ready to enter Grade 1.

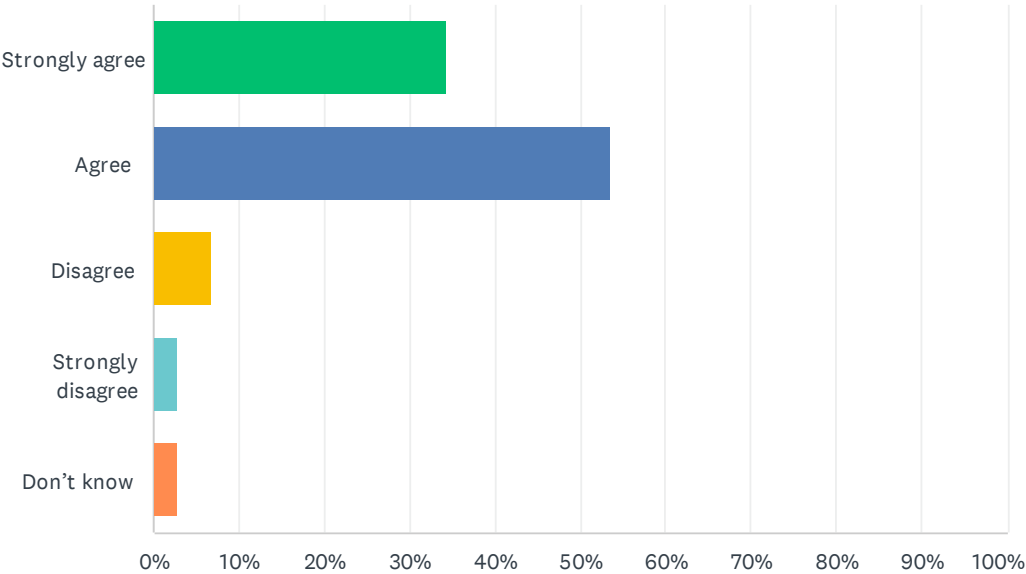
Answered: 8 Skipped: 74



ANSWER CHOICES	RESPONSES	
Strongly agree	12.50%	1
Agree	87.50%	7
Disagree	0.00%	0
Strongly disagree	0.00%	0
Don't know	0.00%	0
TOTAL		8

Q5 My child's individual needs are met.

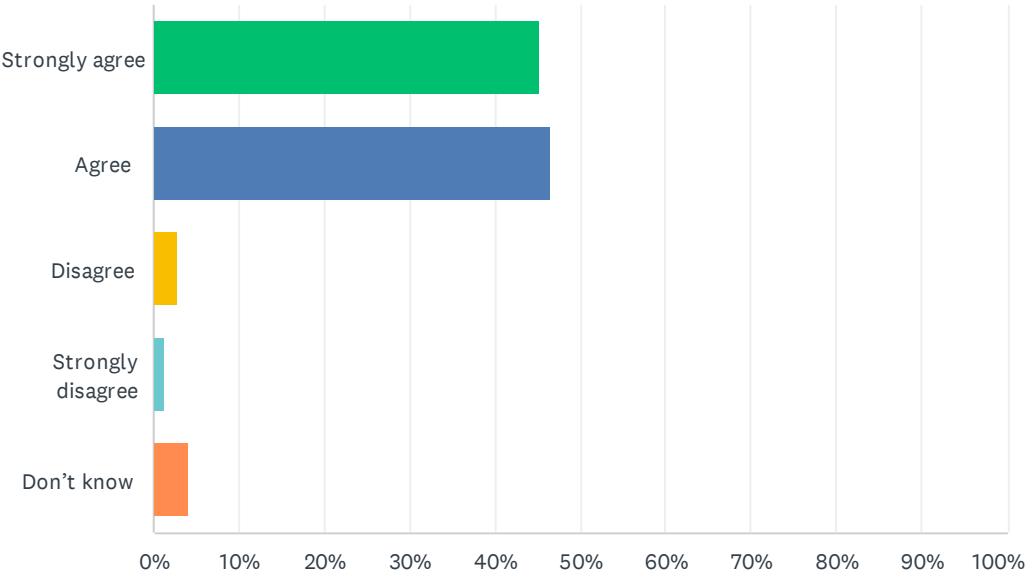
Answered: 73 Skipped: 9



ANSWER CHOICES	RESPONSES	
Strongly agree	34.25%	25
Agree	53.42%	39
Disagree	6.85%	5
Strongly disagree	2.74%	2
Don't know	2.74%	2
TOTAL		73

Q6 My child's encouraged to do their best.

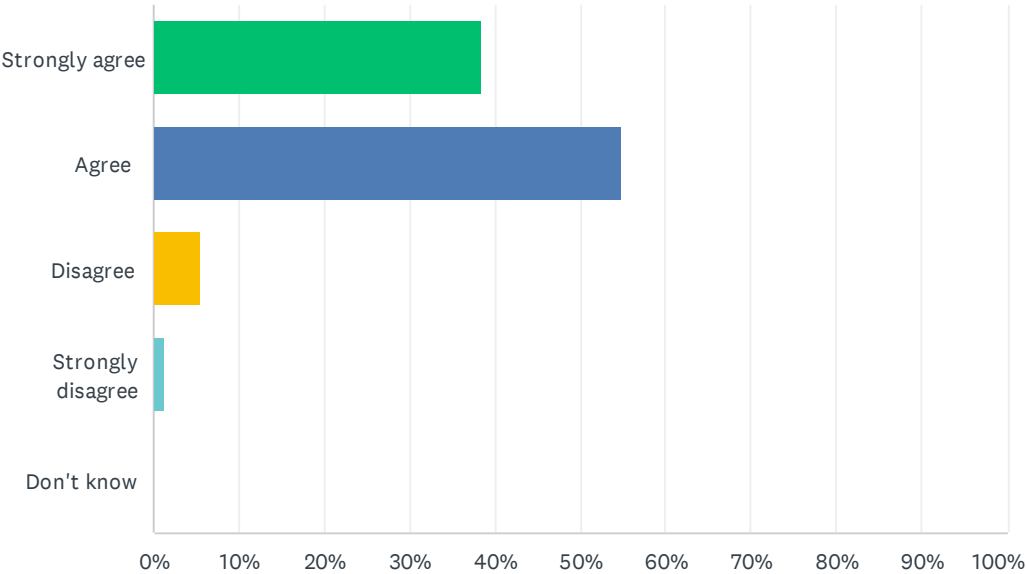
Answered: 73 Skipped: 9



ANSWER CHOICES	RESPONSES	
Strongly agree	45.21%	33
Agree	46.58%	34
Disagree	2.74%	2
Strongly disagree	1.37%	1
Don't know	4.11%	3
TOTAL		73

Q7 My child's demonstrating growth in literacy.

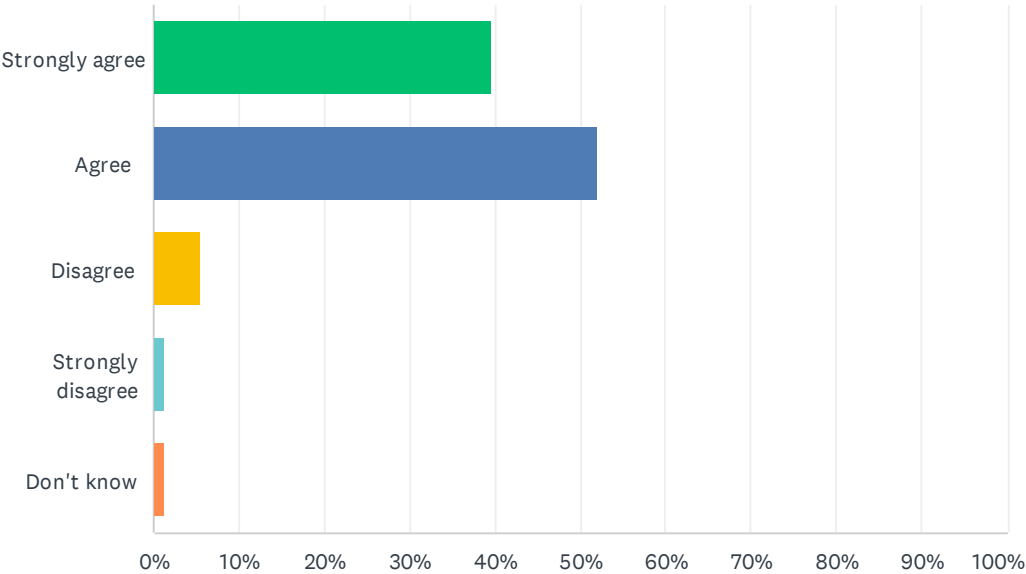
Answered: 73 Skipped: 9



ANSWER CHOICES	RESPONSES	
Strongly agree	38.36%	28
Agree	54.79%	40
Disagree	5.48%	4
Strongly disagree	1.37%	1
Don't know	0.00%	0
TOTAL		73

Q8 My child's demonstrating growth in numeracy.

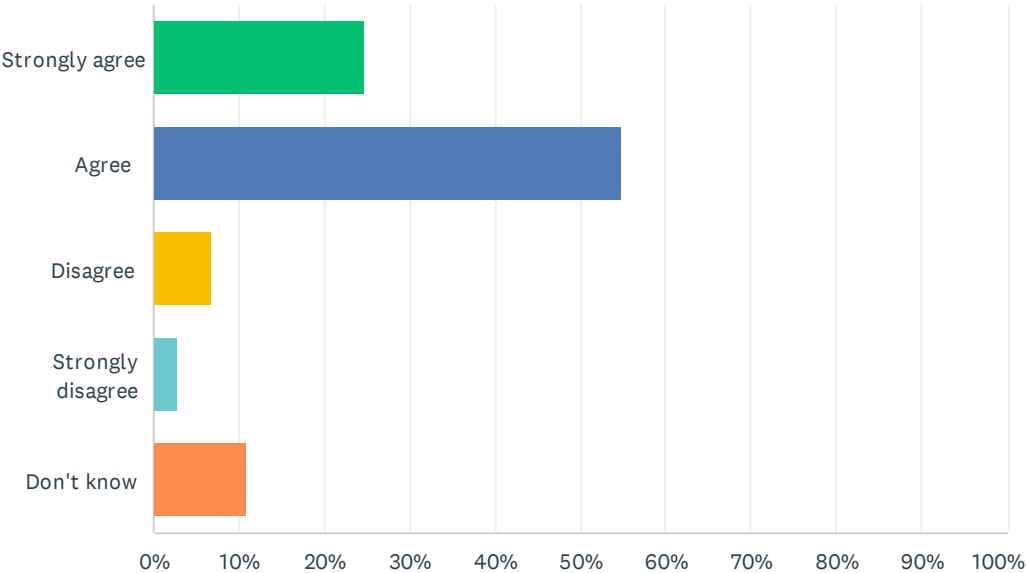
Answered: 73 Skipped: 9



ANSWER CHOICES	RESPONSES	
Strongly agree	39.73%	29
Agree	52.05%	38
Disagree	5.48%	4
Strongly disagree	1.37%	1
Don't know	1.37%	1
TOTAL		73

Q9 My child has an understanding of First Nations, Métis and Inuit culture and history.

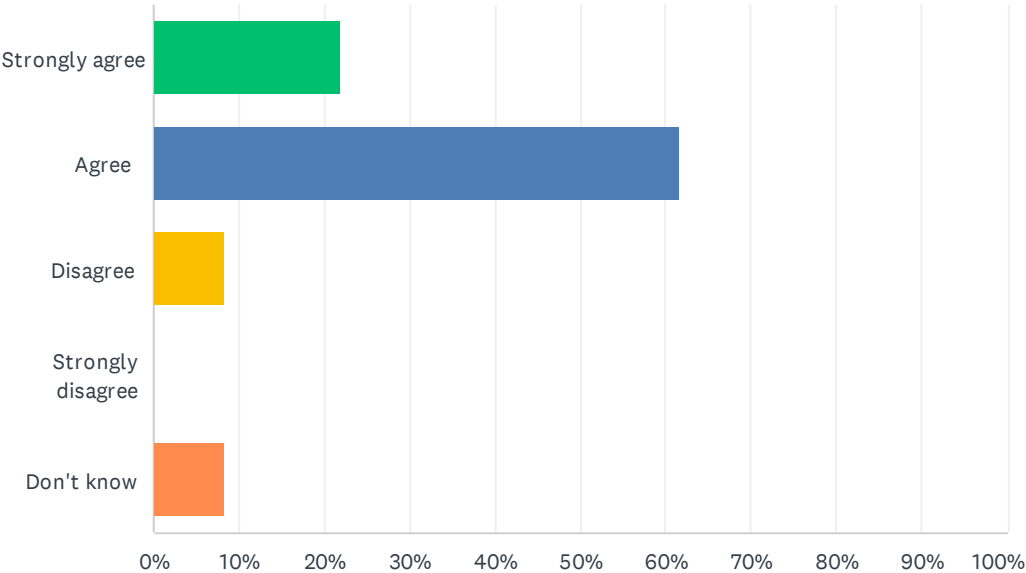
Answered: 73 Skipped: 9



ANSWER CHOICES	RESPONSES	
Strongly agree	24.66%	18
Agree	54.79%	40
Disagree	6.85%	5
Strongly disagree	2.74%	2
Don't know	10.96%	8
TOTAL		73

Q10 My child's learning the knowledge, skills and attitudes necessary to be successful in life.

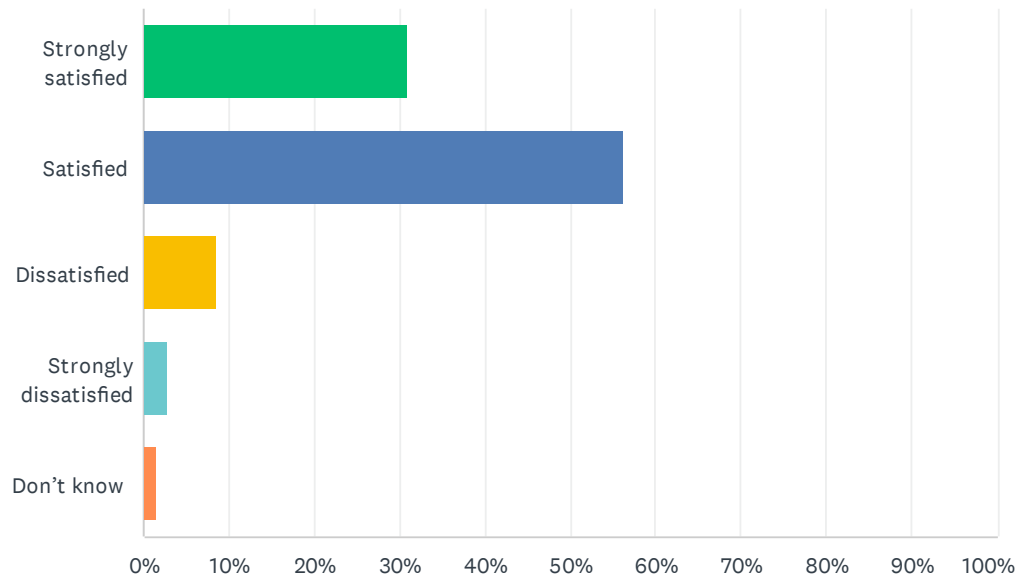
Answered: 73 Skipped: 9



ANSWER CHOICES	RESPONSES	
Strongly agree	21.92%	16
Agree	61.64%	45
Disagree	8.22%	6
Strongly disagree	0.00%	0
Don't know	8.22%	6
TOTAL		73

Q11 How satisfied are you with the quality of education your child's receiving at school?

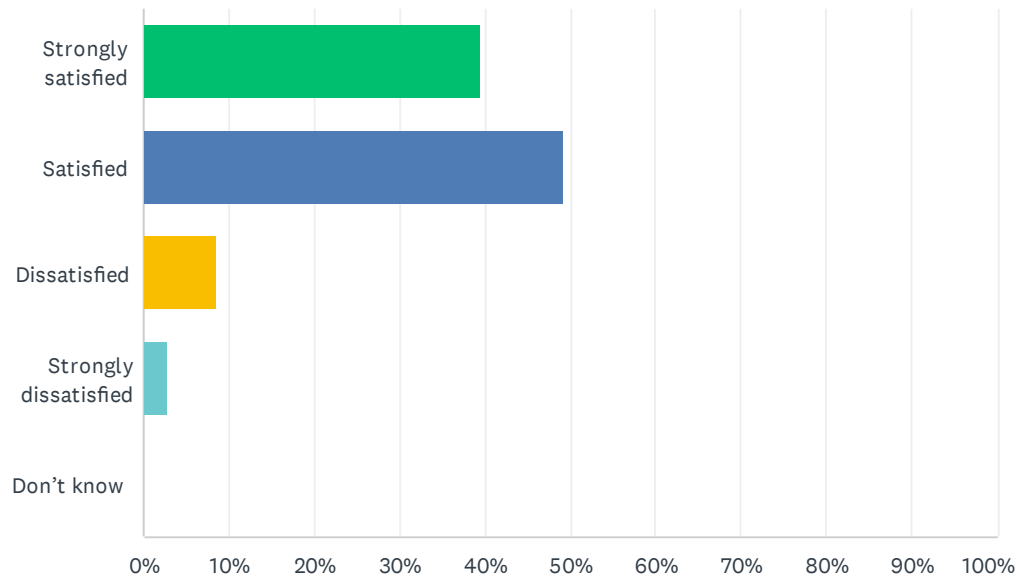
Answered: 71 Skipped: 11



ANSWER CHOICES	RESPONSES	
Strongly satisfied	30.99%	22
Satisfied	56.34%	40
Dissatisfied	8.45%	6
Strongly dissatisfied	2.82%	2
Don't know	1.41%	1
TOTAL		71

Q12 How satisfied are you with the quality of teaching at your child’s school?

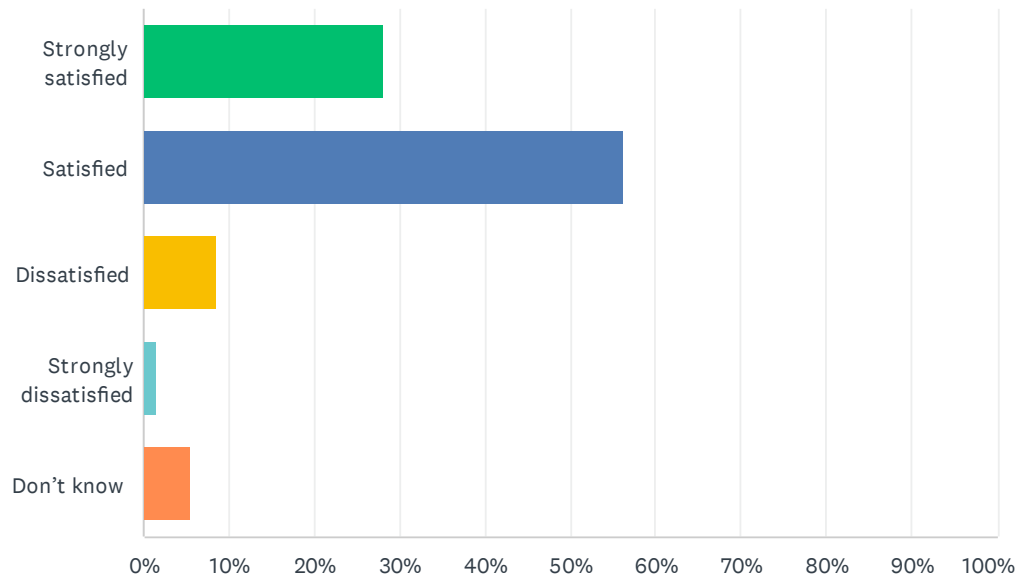
Answered: 71 Skipped: 11



ANSWER CHOICES	RESPONSES	
Strongly satisfied	39.44%	28
Satisfied	49.30%	35
Dissatisfied	8.45%	6
Strongly dissatisfied	2.82%	2
Don't know	0.00%	0
TOTAL		71

Q13 How satisfied are you with the leadership at your child's school?

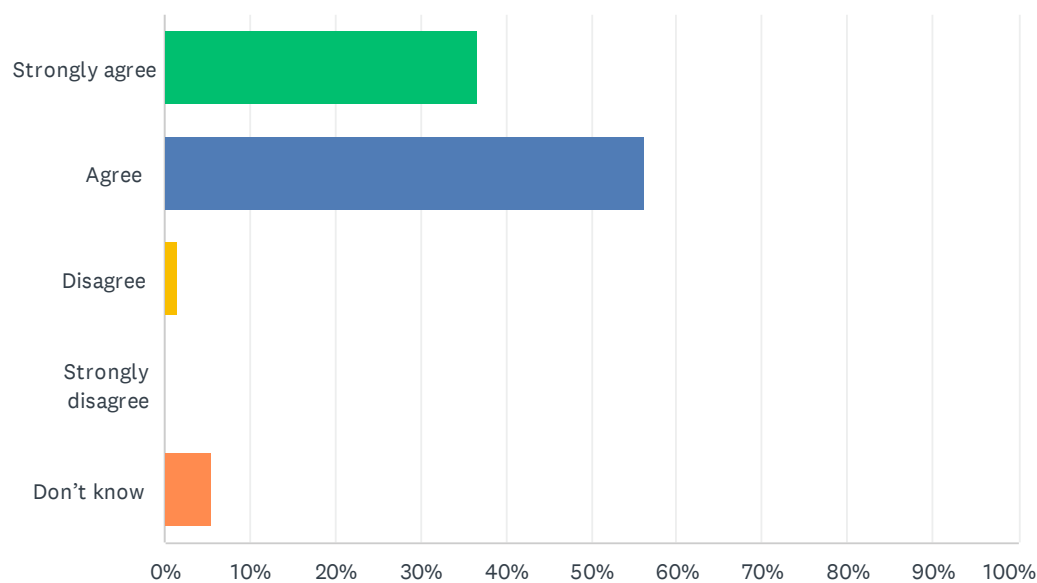
Answered: 71 Skipped: 11



ANSWER CHOICES	RESPONSES	
Strongly satisfied	28.17%	20
Satisfied	56.34%	40
Dissatisfied	8.45%	6
Strongly dissatisfied	1.41%	1
Don't know	5.63%	4
TOTAL		71

Q14 My child’s school encourages my child to be a responsible, respectful and engaged citizen.

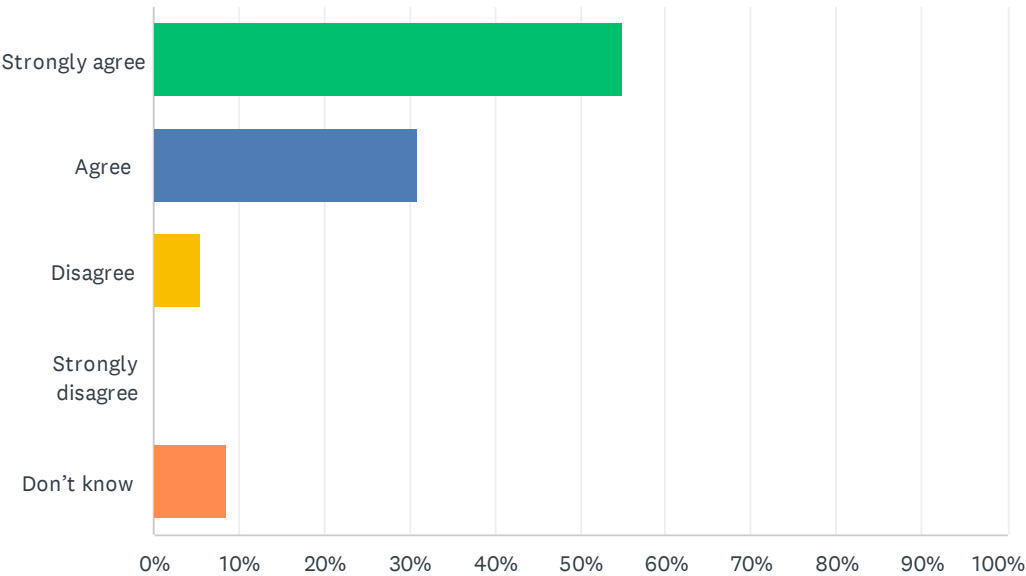
Answered: 71 Skipped: 11



ANSWER CHOICES	RESPONSES	
Strongly agree	36.62%	26
Agree	56.34%	40
Disagree	1.41%	1
Strongly disagree	0.00%	0
Don't know	5.63%	4
TOTAL		71

Q15 School staff care about my child.

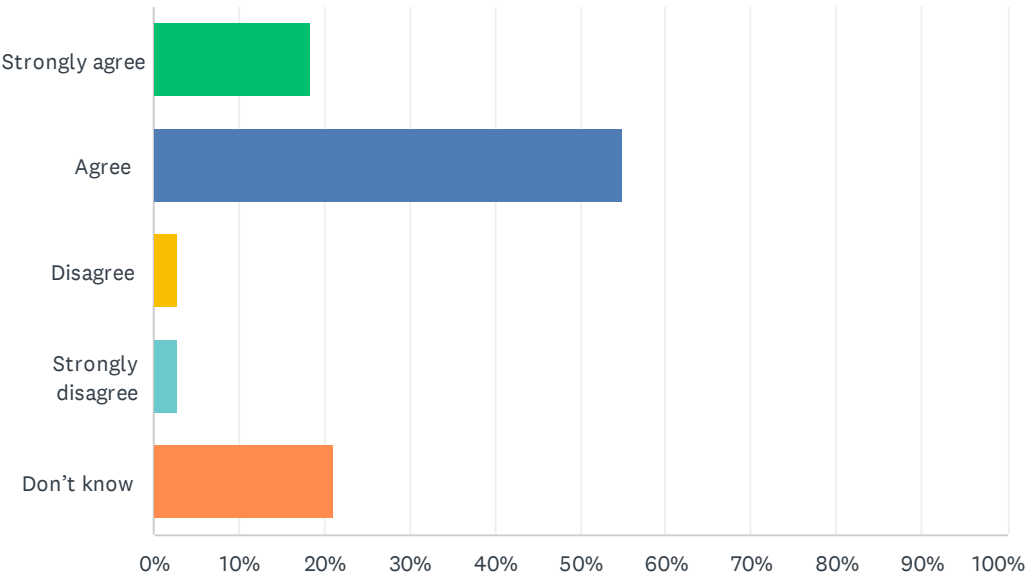
Answered: 71 Skipped: 11



ANSWER CHOICES	RESPONSES	
Strongly agree	54.93%	39
Agree	30.99%	22
Disagree	5.63%	4
Strongly disagree	0.00%	0
Don't know	8.45%	6
TOTAL		71

Q16 My child’s school handles discipline fairly and reasonably.

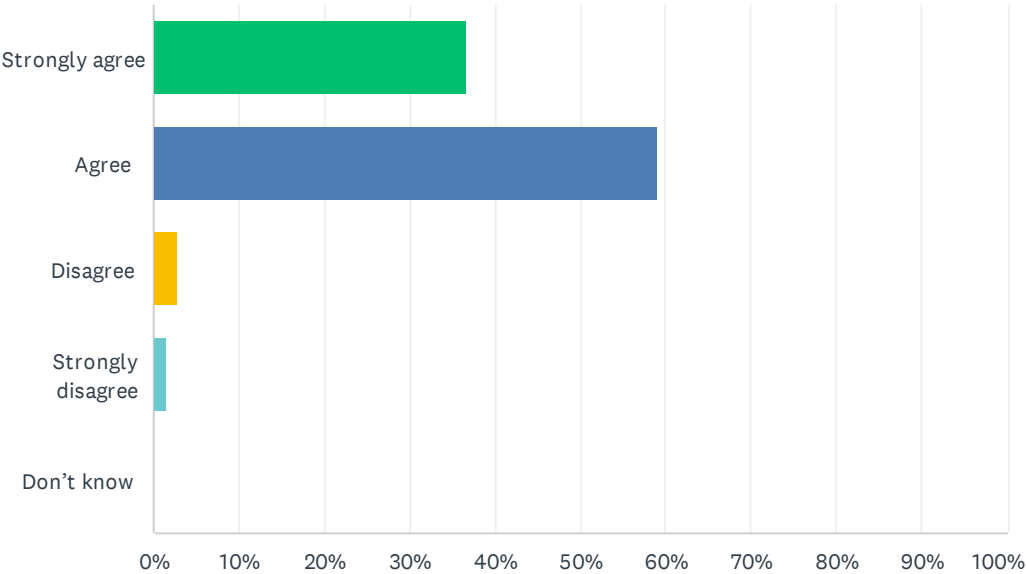
Answered: 71 Skipped: 11



ANSWER CHOICES	RESPONSES	
Strongly agree	18.31%	13
Agree	54.93%	39
Disagree	2.82%	2
Strongly disagree	2.82%	2
Don't know	21.13%	15
TOTAL		71

Q17 My child's school is safe.

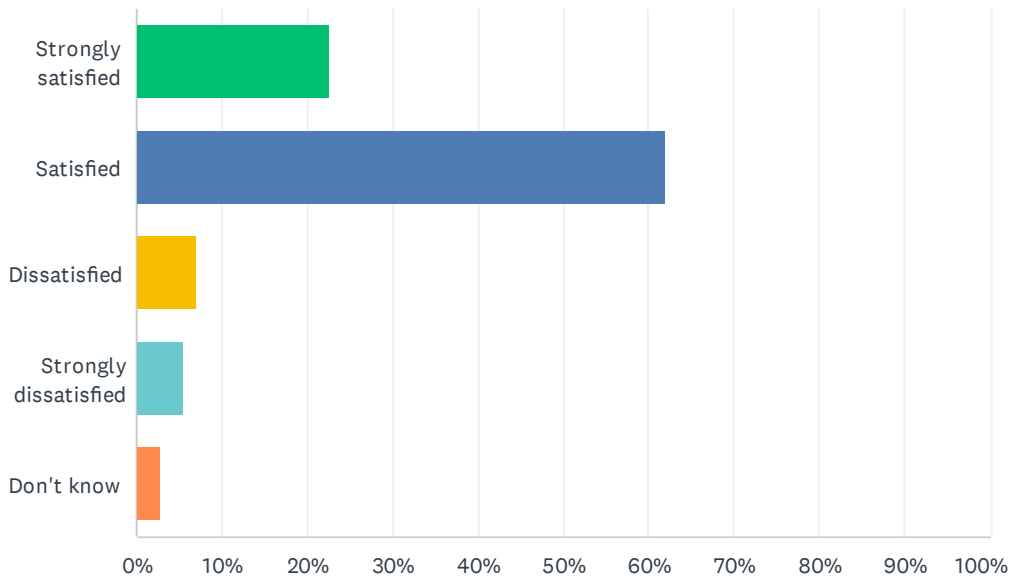
Answered: 71 Skipped: 11



ANSWER CHOICES	RESPONSES	
Strongly agree	36.62%	26
Agree	59.15%	42
Disagree	2.82%	2
Strongly disagree	1.41%	1
Don't know	0.00%	0
TOTAL		71

Q18 How satisfied are you with the resources available to support your child's learning?

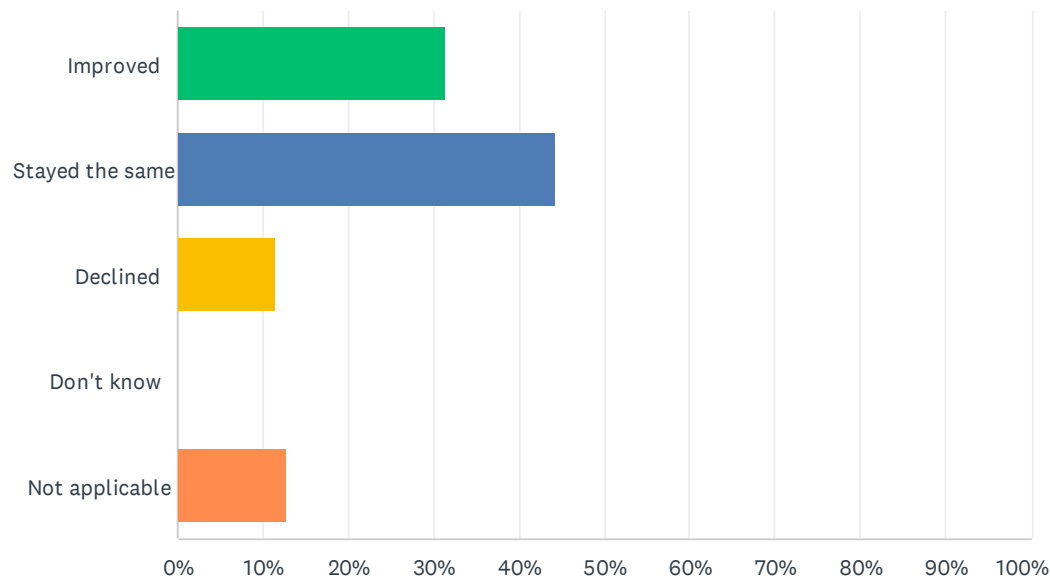
Answered: 71 Skipped: 11



ANSWER CHOICES	RESPONSES	
Strongly satisfied	22.54%	16
Satisfied	61.97%	44
Dissatisfied	7.04%	5
Strongly dissatisfied	5.63%	4
Don't know	2.82%	2
TOTAL		71

Q19 In your opinion, has the quality of education your child's experienced improved, stayed the same or declined in the past three years?

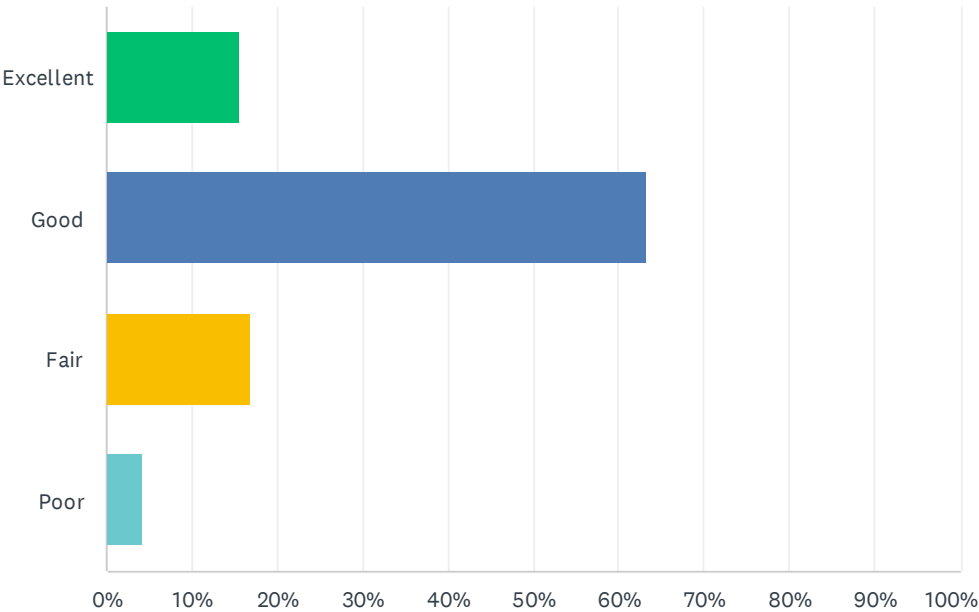
Answered: 70 Skipped: 12



ANSWER CHOICES	RESPONSES	
Improved	31.43%	22
Stayed the same	44.29%	31
Declined	11.43%	8
Don't know	0.00%	0
Not applicable	12.86%	9
TOTAL		70

Q20 How do you rate the physical condition of your child's school?

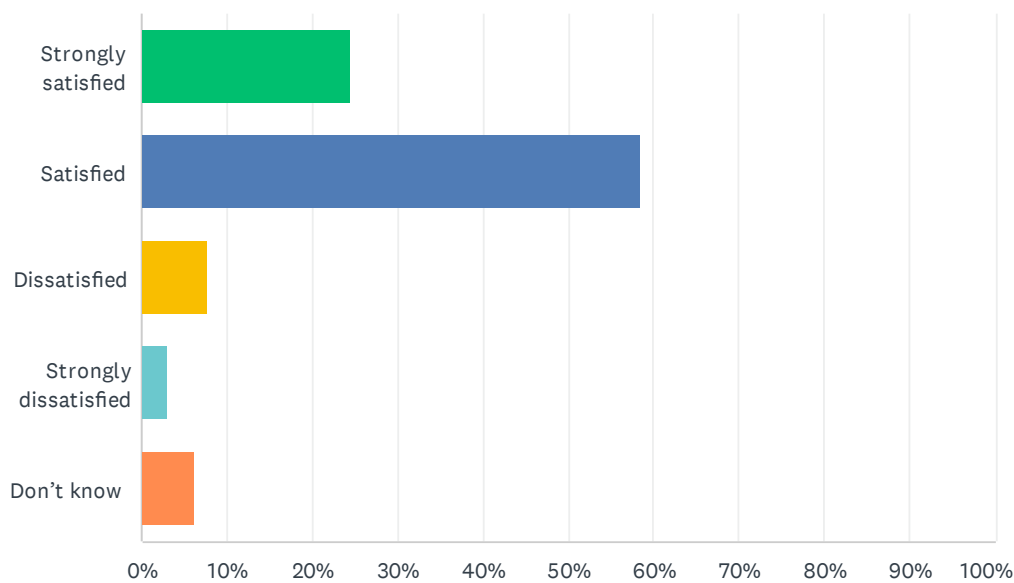
Answered: 71 Skipped: 11



ANSWER CHOICES	RESPONSES	
Excellent	15.49%	11
Good	63.38%	45
Fair	16.90%	12
Poor	4.23%	3
TOTAL		71

Q21 How satisfied are you with the opportunities provided to be involved in your child's education?Refer to the EIPS Parent Engagement overview for examples of involvement and engagement opportunities that help support student success.

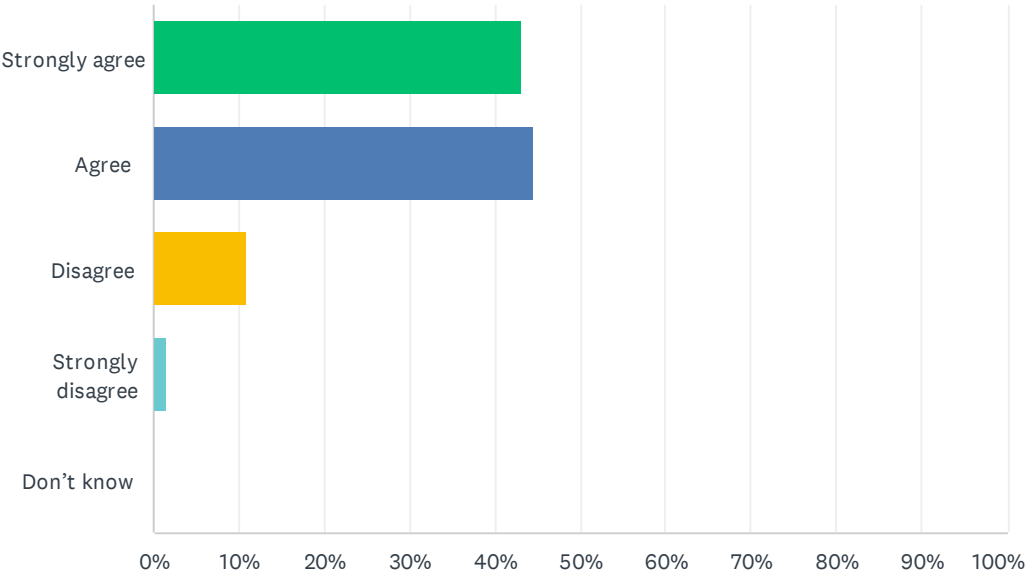
Answered: 65 Skipped: 17



ANSWER CHOICES	RESPONSES	
Strongly satisfied	24.62%	16
Satisfied	58.46%	38
Dissatisfied	7.69%	5
Strongly dissatisfied	3.08%	2
Don't know	6.15%	4
TOTAL		65

Q22 The school keeps me informed about my child's progress and achievement.

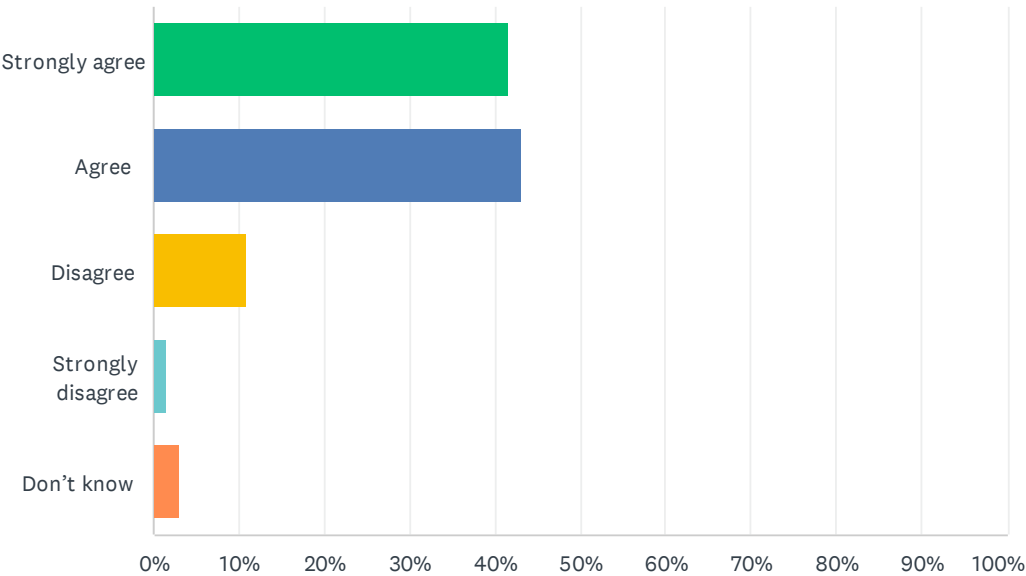
Answered: 65 Skipped: 17



ANSWER CHOICES	RESPONSES	
Strongly agree	43.08%	28
Agree	44.62%	29
Disagree	10.77%	7
Strongly disagree	1.54%	1
Don't know	0.00%	0
TOTAL		65

Q23 There is open and honest communication within my child's school.

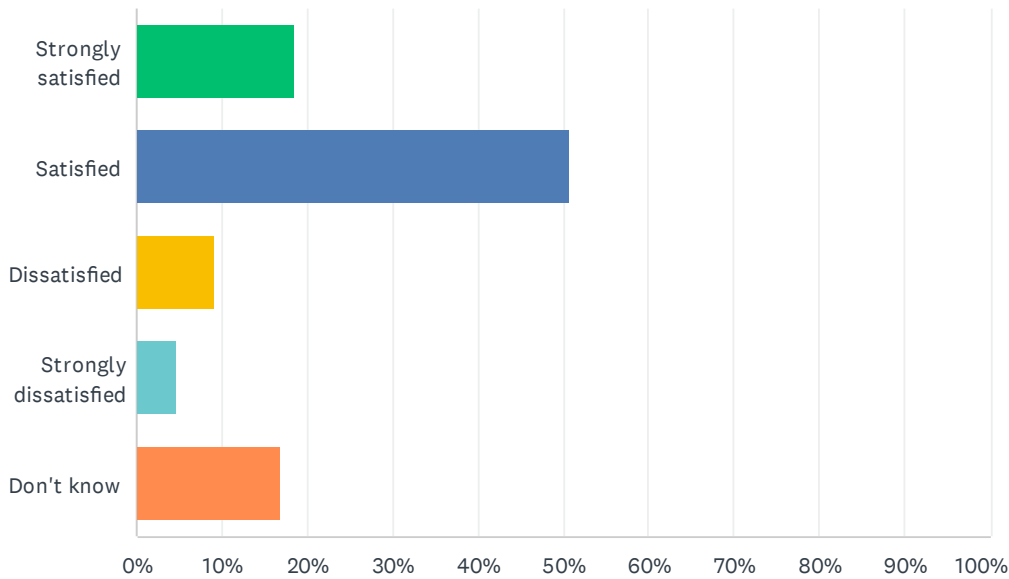
Answered: 65 Skipped: 17



ANSWER CHOICES	RESPONSES	
Strongly agree	41.54%	27
Agree	43.08%	28
Disagree	10.77%	7
Strongly disagree	1.54%	1
Don't know	3.08%	2
TOTAL		65

Q24 How satisfied are you with the Division’s commitment to engaging stakeholders—including parents and caregivers—about matters that affect decision-making and public education?Refer to the list of recent public engagement efforts throughout EIPS for examples of involvement and engagement opportunities.

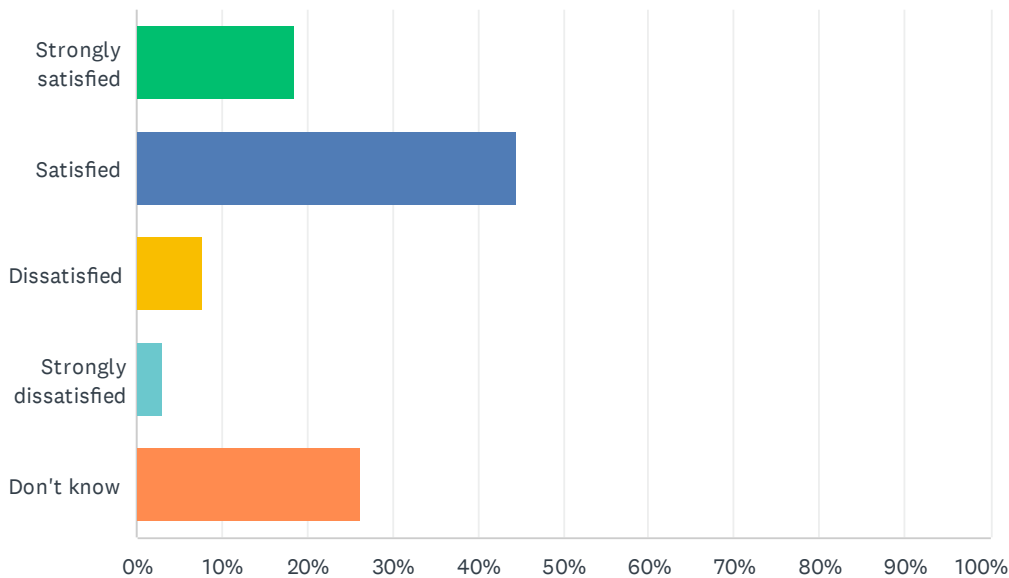
Answered: 65 Skipped: 17



ANSWER CHOICES	RESPONSES	
Strongly satisfied	18.46%	12
Satisfied	50.77%	33
Dissatisfied	9.23%	6
Strongly dissatisfied	4.62%	3
Don't know	16.92%	11
TOTAL		65

Q25 How satisfied are you with the Division’s commitment to advocating for public education?Refer to the Board Advocacy page for examples of ongoing advocacy work of the Board of Trustees.

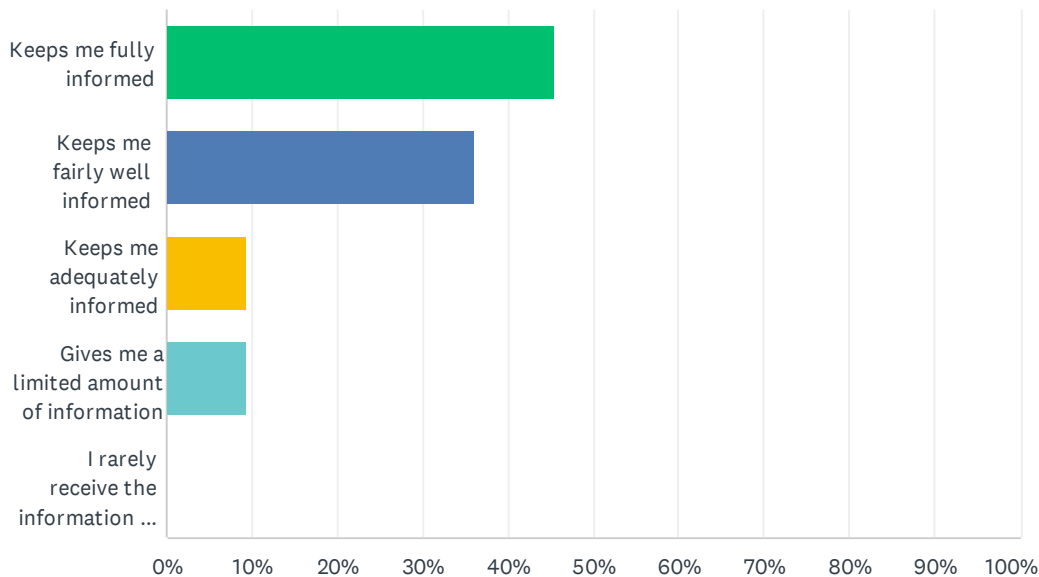
Answered: 65 Skipped: 17



ANSWER CHOICES	RESPONSES	
Strongly satisfied	18.46%	12
Satisfied	44.62%	29
Dissatisfied	7.69%	5
Strongly dissatisfied	3.08%	2
Don't know	26.15%	17
TOTAL		65

Q26 Elk Island Public Schools appreciates the opportunity to stay connected with parents and caregivers about news, activities, programs and other matters of importance. What is your impression of the communication you receive from your child's school?

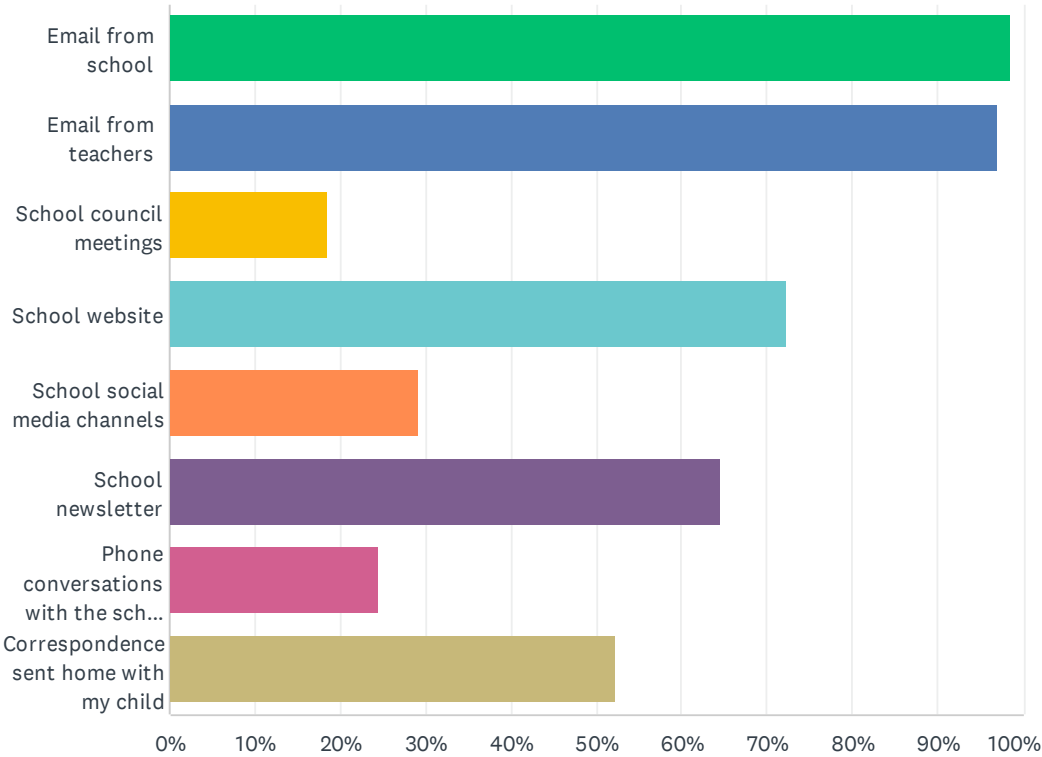
Answered: 64 Skipped: 18



ANSWER CHOICES	RESPONSES	
Keeps me fully informed	45.31%	29
Keeps me fairly well informed	35.94%	23
Keeps me adequately informed	9.38%	6
Gives me a limited amount of information	9.38%	6
I rarely receive the information I need	0.00%	0
TOTAL		64

Q27 Do you regularly make use of the following to keep up to date on school activities, programs, etc.? Check all that apply.

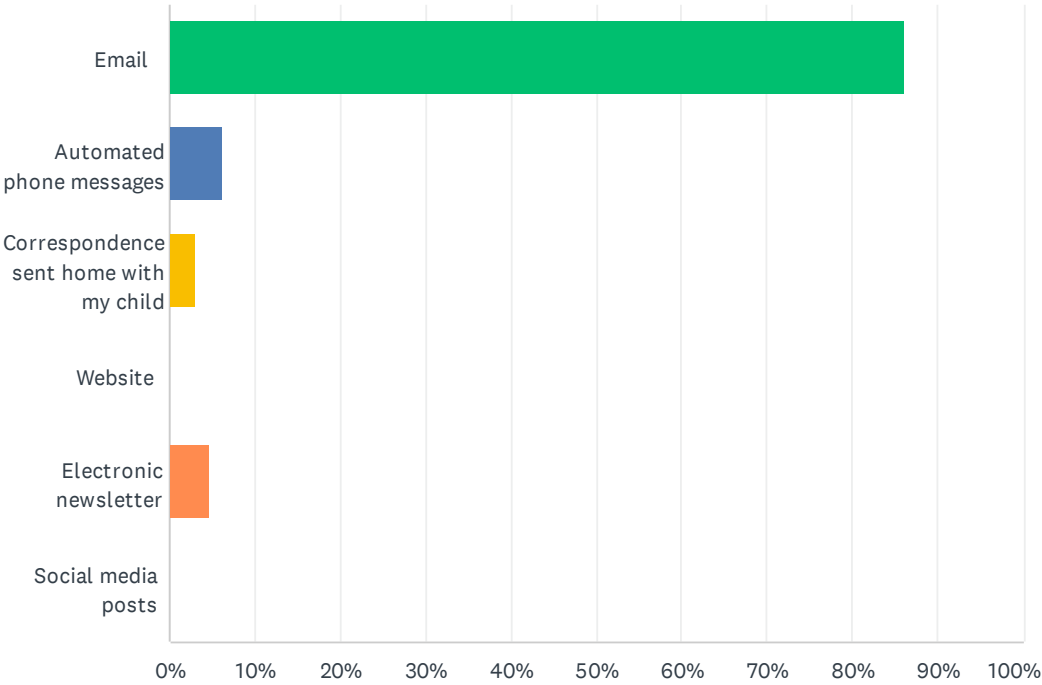
Answered: 65 Skipped: 17



ANSWER CHOICES	RESPONSES	
Email from school	98.46%	64
Email from teachers	96.92%	63
School council meetings	18.46%	12
School website	72.31%	47
School social media channels	29.23%	19
School newsletter	64.62%	42
Phone conversations with the school or teachers	24.62%	16
Correspondence sent home with my child	52.31%	34
Total Respondents: 65		

Q28 What is your most preferred method of communication from the school and Division?

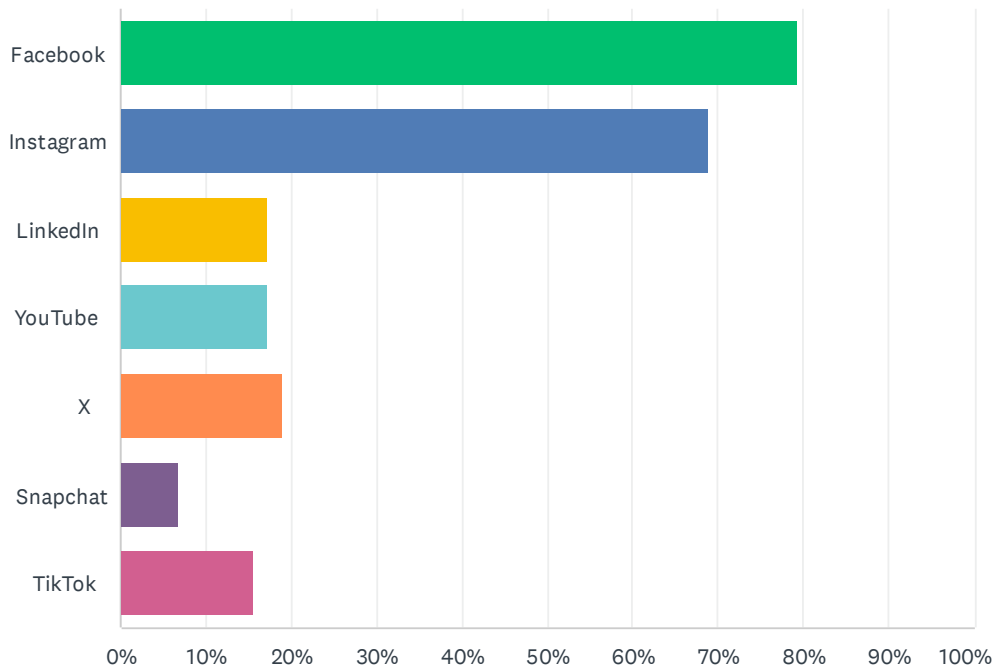
Answered: 65 Skipped: 17



ANSWER CHOICES	RESPONSES	
Email	86.15%	56
Automated phone messages	6.15%	4
Correspondence sent home with my child	3.08%	2
Website	0.00%	0
Electronic newsletter	4.62%	3
Social media posts	0.00%	0
TOTAL		65

Q29 The Division and schools often share news and information on social media. Which of the following platforms do you use? Check all that apply.

Answered: 58 Skipped: 24



ANSWER CHOICES	RESPONSES	
Facebook	79.31%	46
Instagram	68.97%	40
LinkedIn	17.24%	10
YouTube	17.24%	10
X	18.97%	11
Snapchat	6.90%	4
TikTok	15.52%	9
Total Respondents: 58		