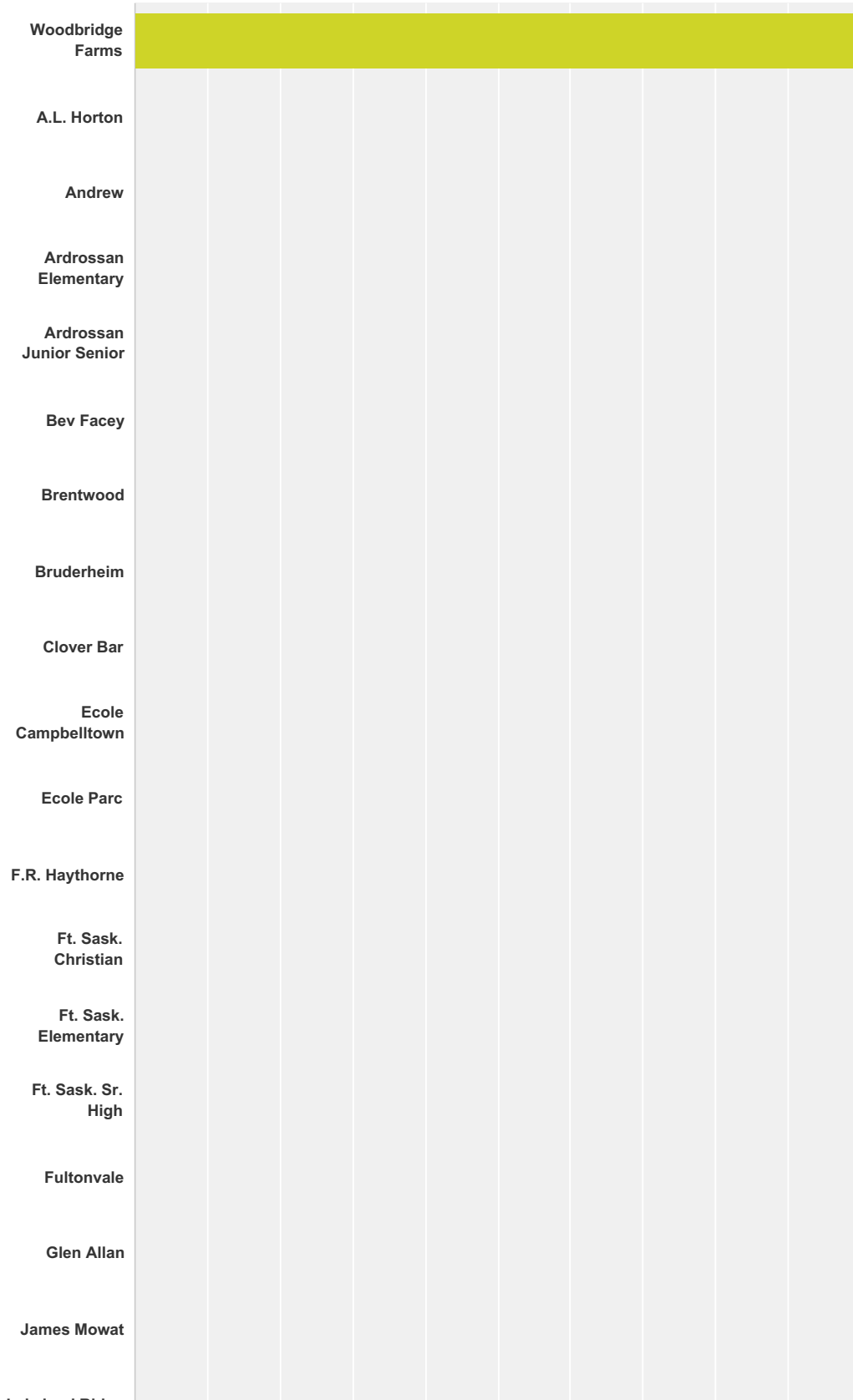



Q1 Please indicate the school your child attends.

Answered: 59 Skipped: 0



EIPS Parent Survey November 2015



Answer Choices	Responses
----------------	-----------

EIPS Parent Survey November 2015

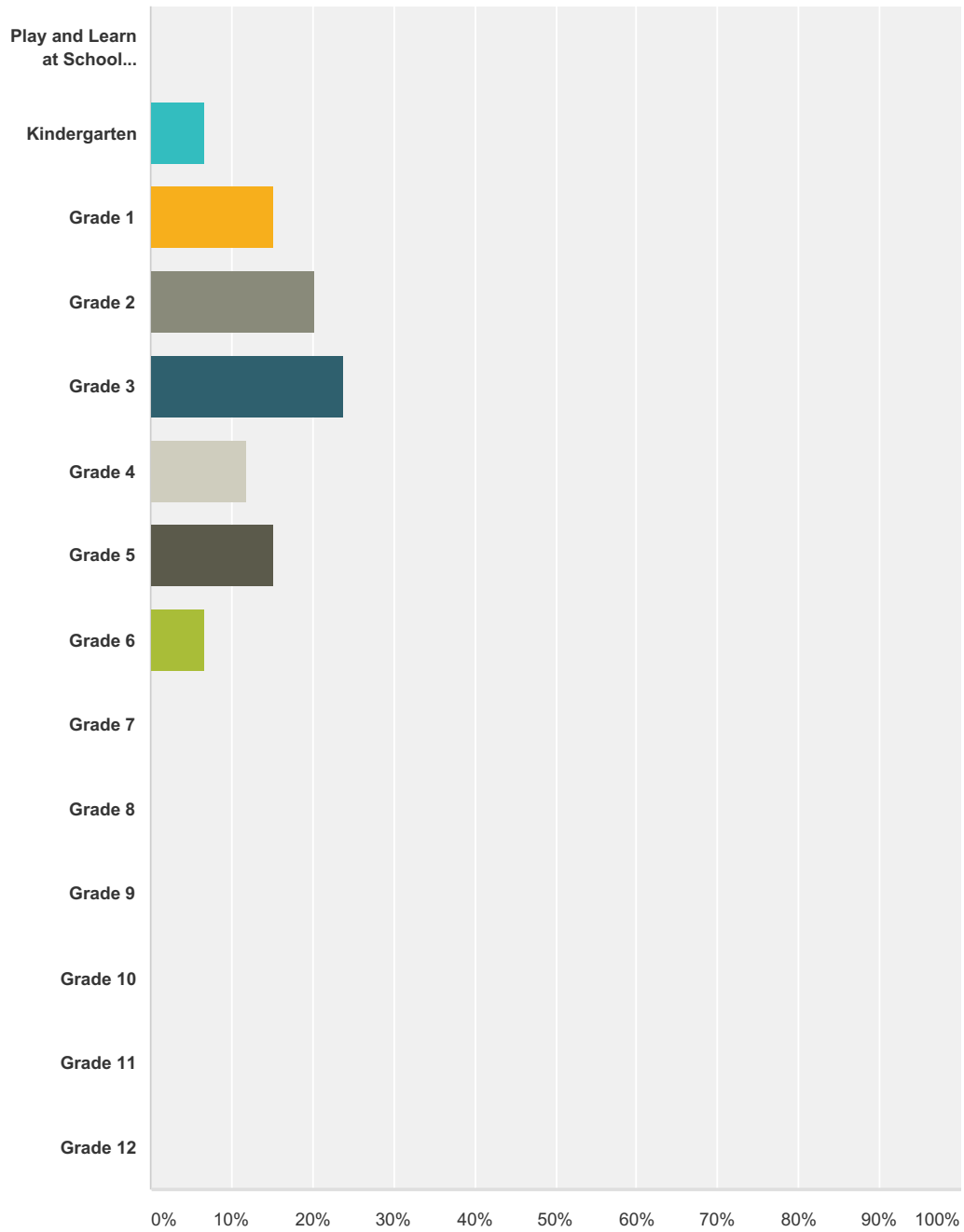
Woodbridge Farms	100.00%	59
A.L. Horton	0.00%	0
Andrew	0.00%	0
Ardrossan Elementary	0.00%	0
Ardrossan Junior Senior	0.00%	0
Bev Facey	0.00%	0
Brentwood	0.00%	0
Bruderheim	0.00%	0
Clover Bar	0.00%	0
Ecole Campbelltown	0.00%	0
Ecole Parc	0.00%	0
F.R. Haythorne	0.00%	0
Ft. Sask. Christian	0.00%	0
Ft. Sask. Elementary	0.00%	0
Ft. Sask. Sr. High	0.00%	0
Fultonvale	0.00%	0
Glen Allan	0.00%	0
James Mowat	0.00%	0
Lakeland Ridge	0.00%	0
Lamont Elementary	0.00%	0
Lamont High	0.00%	0
Mills Haven	0.00%	0
Ministik	0.00%	0
Mundare	0.00%	0
NextStep/Outreach	0.00%	0
Pine Street	0.00%	0
Rudolph Hennig	0.00%	0
Salisbury	0.00%	0
Sherwood Heights	0.00%	0
SCA Elementary	0.00%	0
SCA Secondary	0.00%	0
Uncas	0.00%	0
Vegreville Composite	0.00%	0
Wes Hosford	0.00%	0

EIPS Parent Survey November 2015

Westboro	0.00%	0
Win Ferguson	0.00%	0
Wye	0.00%	0
Total		59

Q2 Please indicate your child's grade.

Answered: 59 Skipped: 0



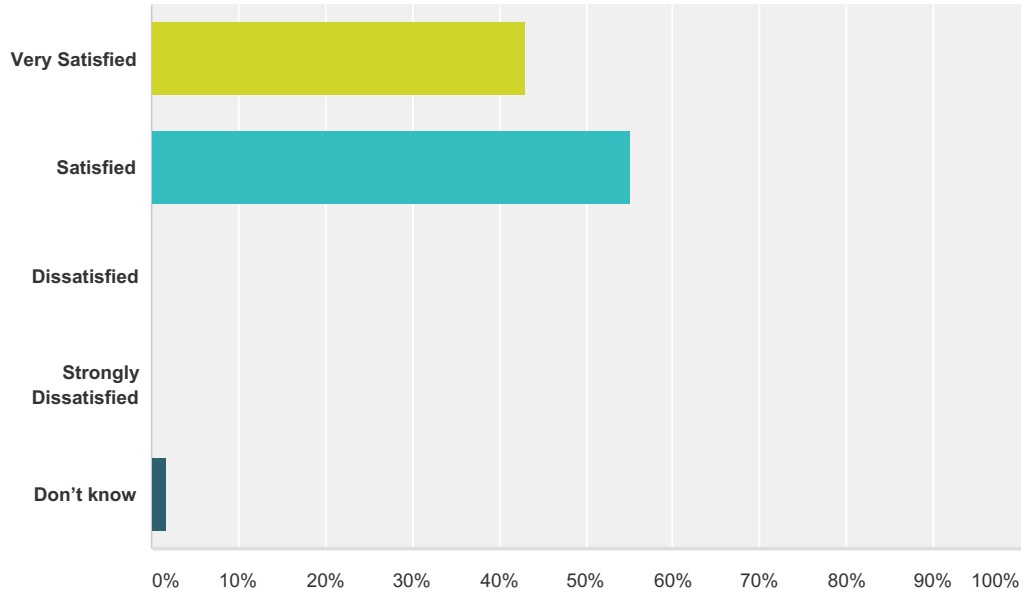
Answer Choices	Responses
Play and Learn at School (PALS)	0.00% 0
Kindergarten	6.78% 4
Grade 1	15.25% 9
Grade 2	20.34% 12
Grade 3	23.73% 14

EIPS Parent Survey November 2015

Grade 4	11.86%	7
Grade 5	15.25%	9
Grade 6	6.78%	4
Grade 7	0.00%	0
Grade 8	0.00%	0
Grade 9	0.00%	0
Grade 10	0.00%	0
Grade 11	0.00%	0
Grade 12	0.00%	0
Total		59

Q3 How satisfied are you with the quality of education that your child is receiving at his/her school?

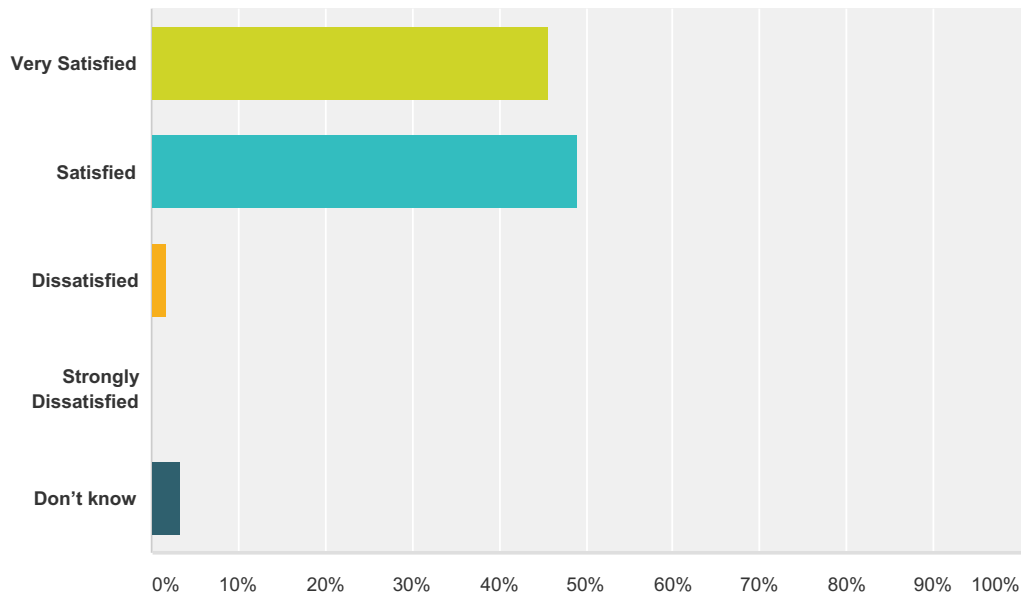
Answered: 58 Skipped: 1



Answer Choices	Responses	
Very Satisfied	43.10%	25
Satisfied	55.17%	32
Dissatisfied	0.00%	0
Strongly Dissatisfied	0.00%	0
Don't know	1.72%	1
Total		58

Q4 How satisfied are you with the quality of teaching at your child's school?

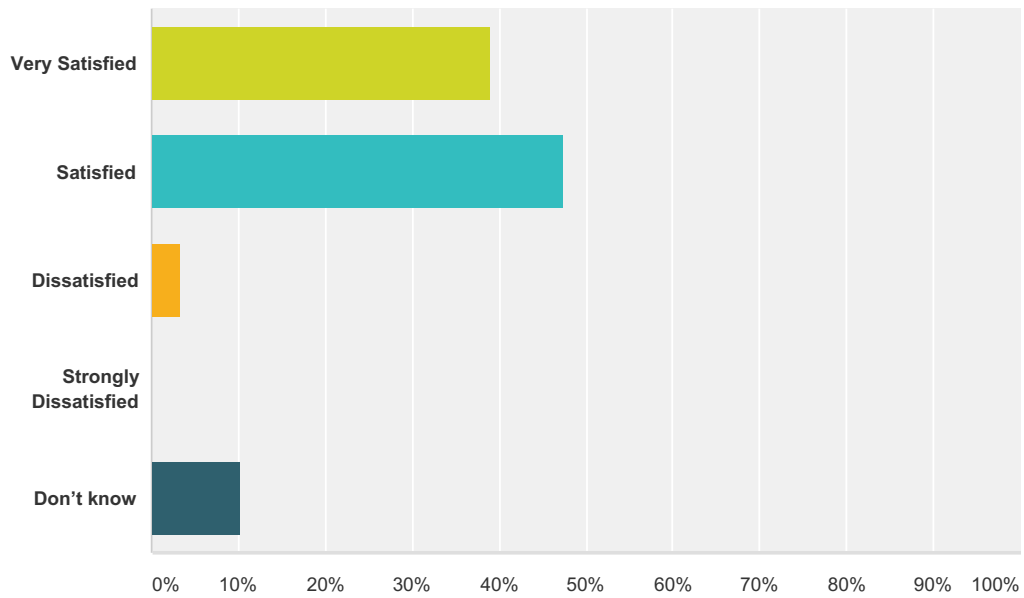
Answered: 59 Skipped: 0



Answer Choices	Responses
Very Satisfied	45.76% 27
Satisfied	49.15% 29
Dissatisfied	1.69% 1
Strongly Dissatisfied	0.00% 0
Don't know	3.39% 2
Total	59

Q5 How satisfied are you with the leadership in your child's school?

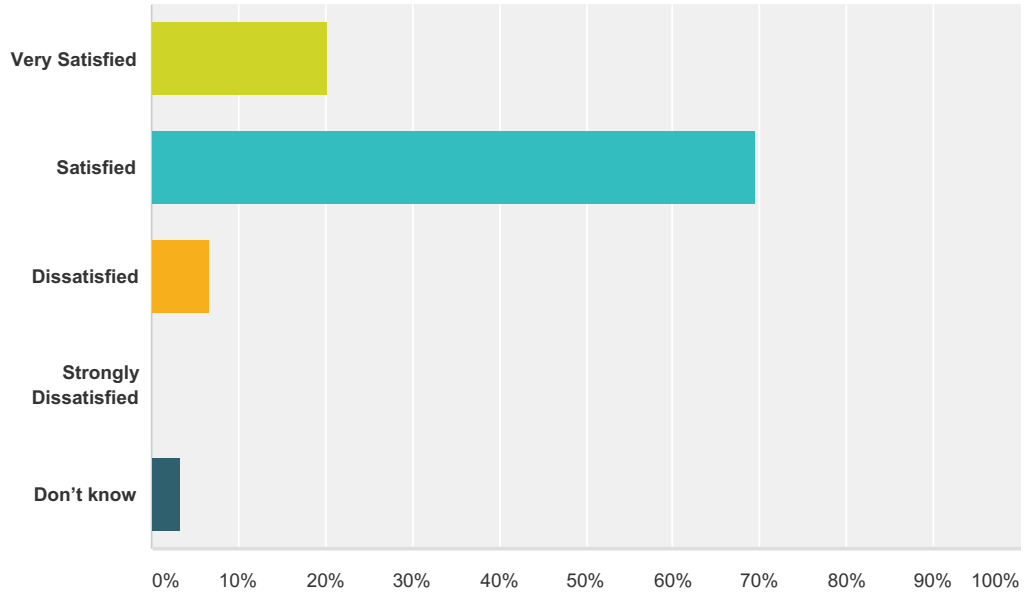
Answered: 59 Skipped: 0



Answer Choices	Responses	Count
Very Satisfied	38.98%	23
Satisfied	47.46%	28
Dissatisfied	3.39%	2
Strongly Dissatisfied	0.00%	0
Don't know	10.17%	6
Total		59

Q6 How satisfied are you with the opportunity to be involved in decisions at your child's school?

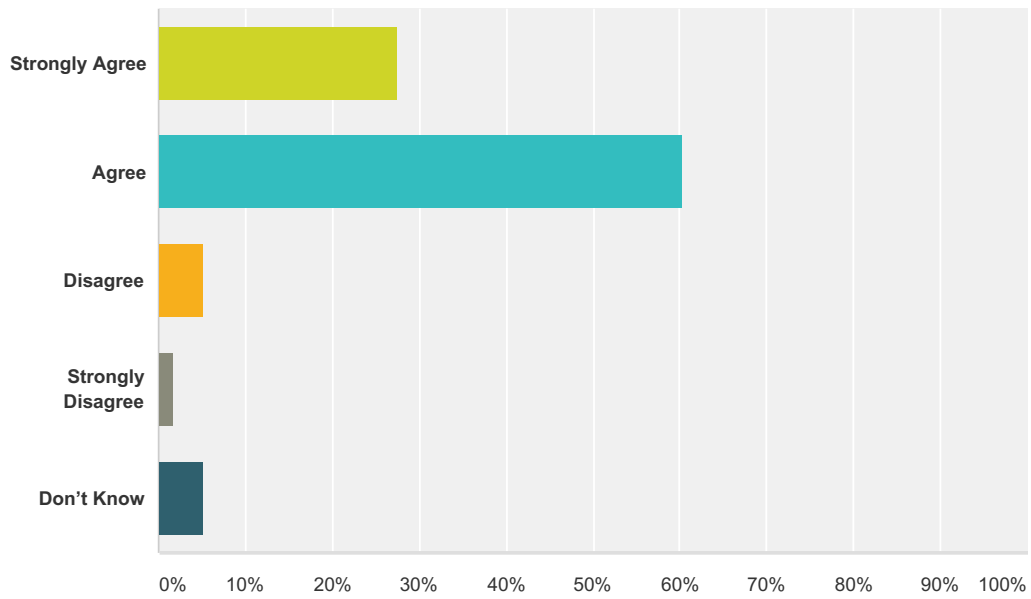
Answered: 59 Skipped: 0



Answer Choices	Responses	
Very Satisfied	20.34%	12
Satisfied	69.49%	41
Dissatisfied	6.78%	4
Strongly Dissatisfied	0.00%	0
Don't know	3.39%	2
Total		59

Q7 My child's individual needs are met.

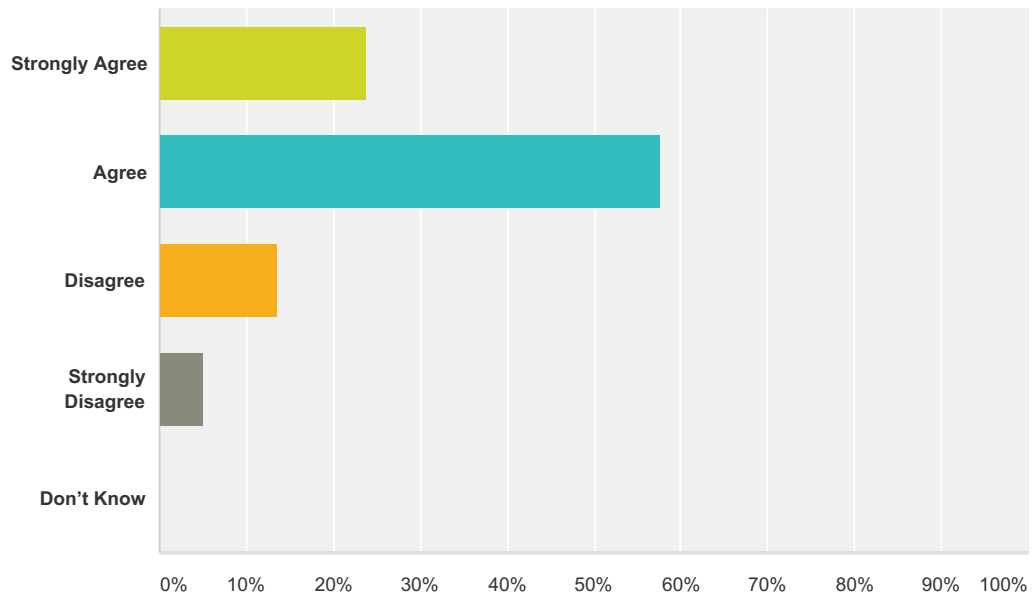
Answered: 58 Skipped: 1



Answer Choices	Responses	
Strongly Agree	27.59%	16
Agree	60.34%	35
Disagree	5.17%	3
Strongly Disagree	1.72%	1
Don't Know	5.17%	3
Total		58

Q8 The school keeps me informed about my child's progress and achievement.

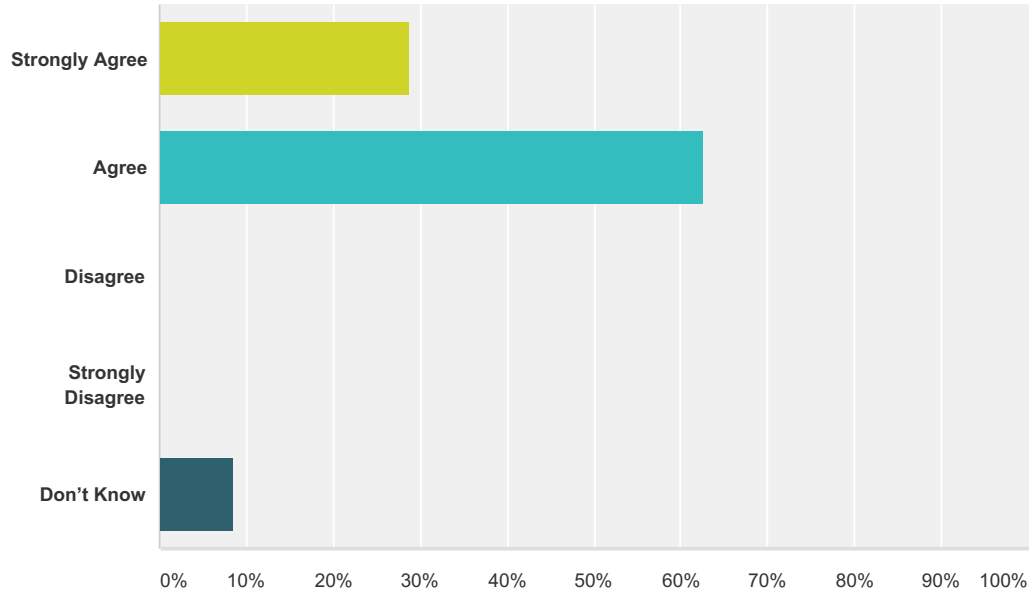
Answered: 59 Skipped: 0



Answer Choices	Responses	
Strongly Agree	23.73%	14
Agree	57.63%	34
Disagree	13.56%	8
Strongly Disagree	5.08%	3
Don't Know	0.00%	0
Total		59

Q9 The rights and responsibilities of citizenship are reinforced in my child's school.

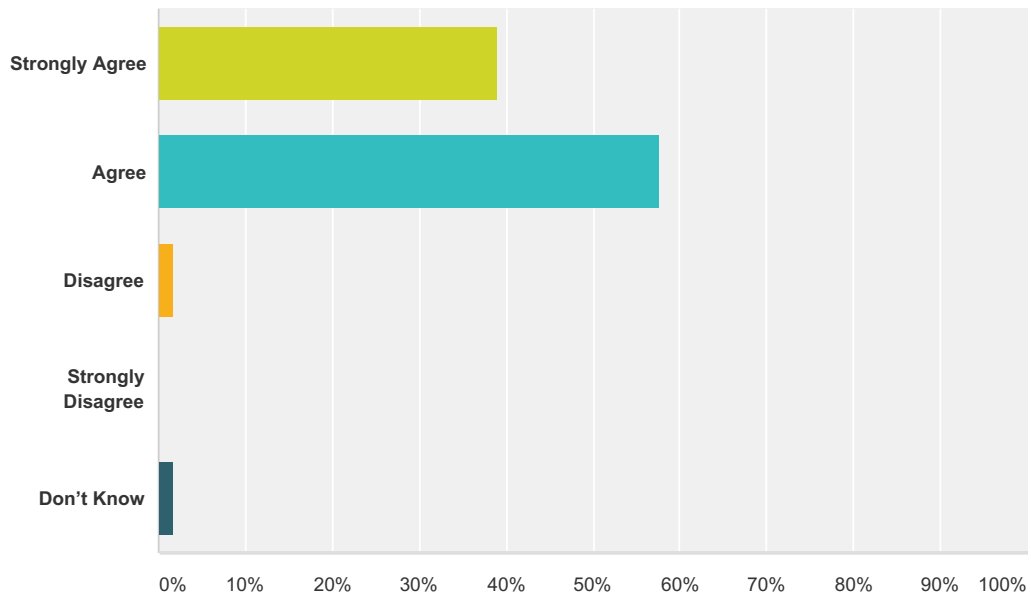
Answered: 59 Skipped: 0



Answer Choices	Responses	
Strongly Agree	28.81%	17
Agree	62.71%	37
Disagree	0.00%	0
Strongly Disagree	0.00%	0
Don't Know	8.47%	5
Total		59

Q10 The school staff care about my child.

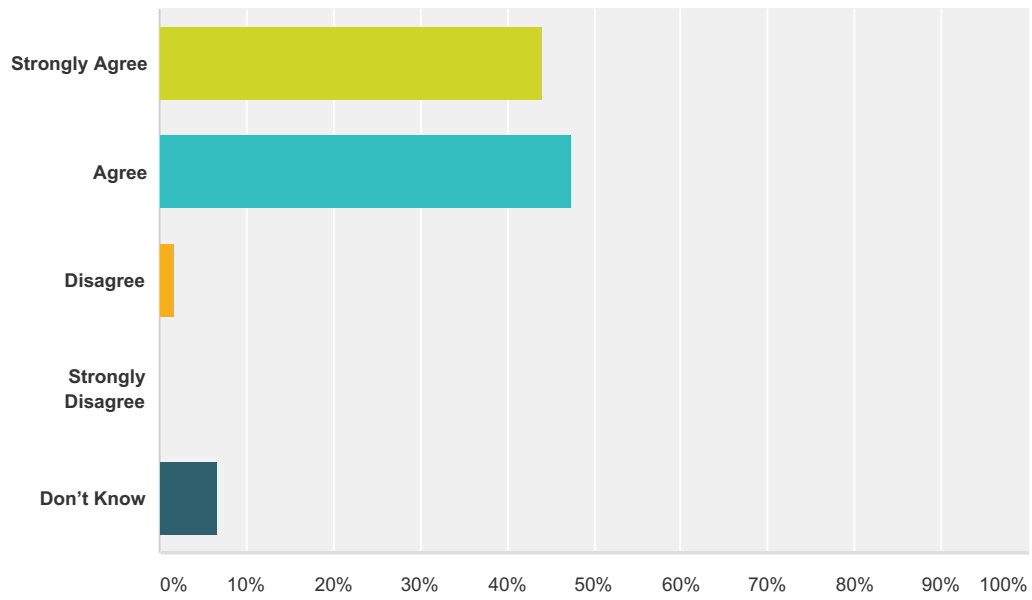
Answered: 59 Skipped: 0



Answer Choices	Responses	
Strongly Agree	38.98%	23
Agree	57.63%	34
Disagree	1.69%	1
Strongly Disagree	0.00%	0
Don't Know	1.69%	1
Total		59

Q11 My child is encouraged at school to do his or her best.

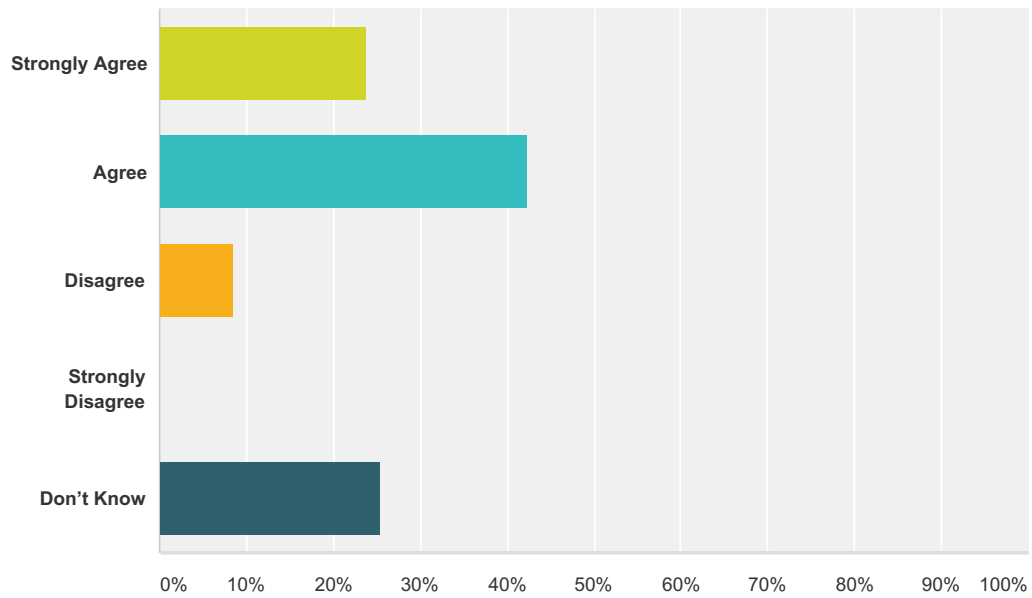
Answered: 59 Skipped: 0



Answer Choices	Responses	Count
Strongly Agree	44.07%	26
Agree	47.46%	28
Disagree	1.69%	1
Strongly Disagree	0.00%	0
Don't Know	6.78%	4
Total		59

Q12 Discipline is handled in a fair and reasonable manner in my child's school.

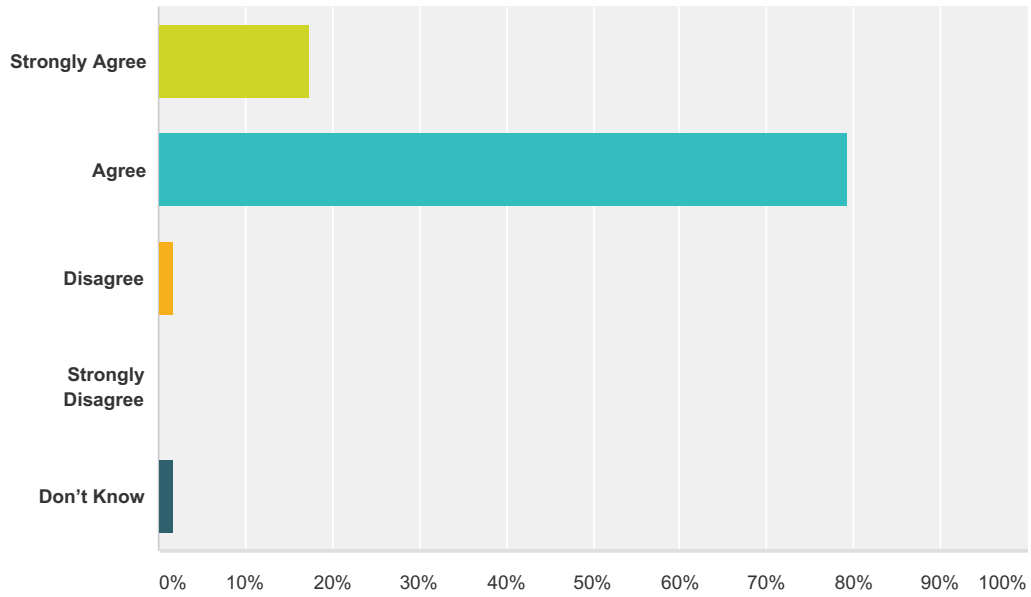
Answered: 59 Skipped: 0



Answer Choices	Responses	
Strongly Agree	23.73%	14
Agree	42.37%	25
Disagree	8.47%	5
Strongly Disagree	0.00%	0
Don't Know	25.42%	15
Total		59

Q13 My child's school is safe.

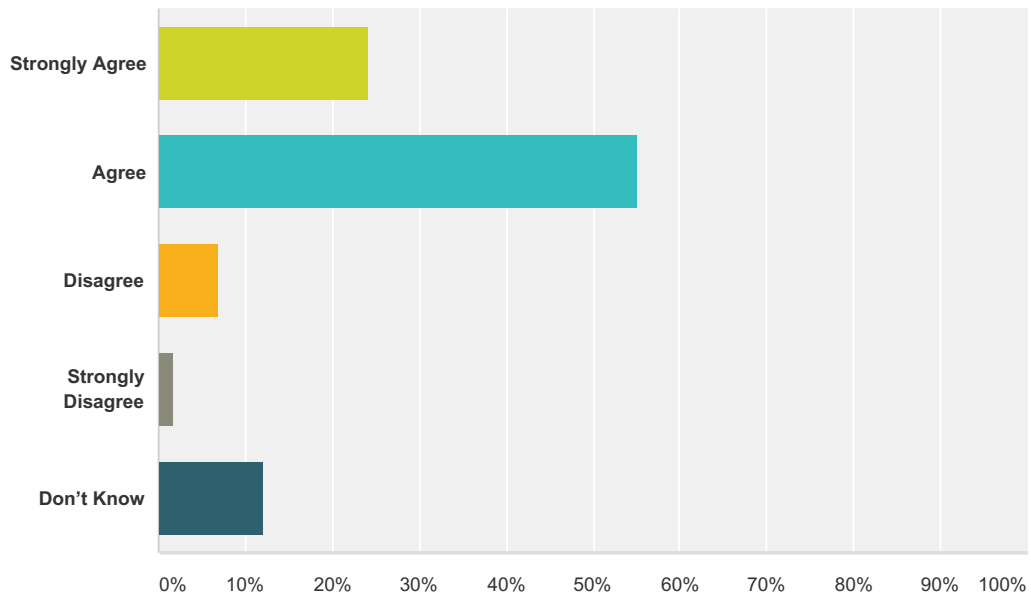
Answered: 58 Skipped: 1



Answer Choices	Responses	
Strongly Agree	17.24%	10
Agree	79.31%	46
Disagree	1.72%	1
Strongly Disagree	0.00%	0
Don't Know	1.72%	1
Total		58

Q14 There is open and honest communication within my child's school.

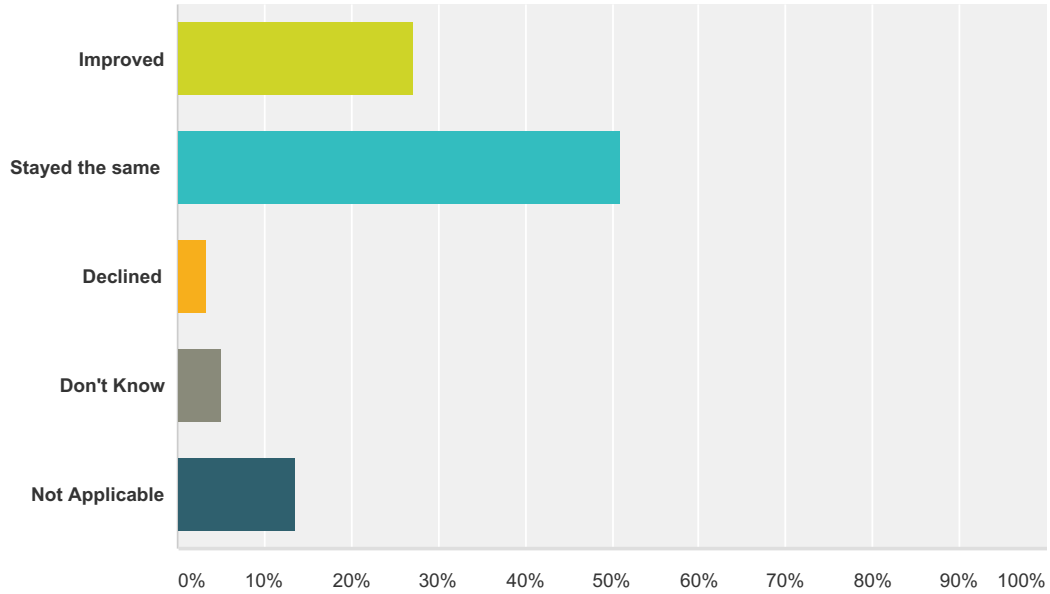
Answered: 58 Skipped: 1



Answer Choices	Responses	
Strongly Agree	24.14%	14
Agree	55.17%	32
Disagree	6.90%	4
Strongly Disagree	1.72%	1
Don't Know	12.07%	7
Total		58

Q15 In your opinion, has the quality of education that your child experienced at school improved, stayed the same, or declined in the past three years.

Answered: 59 Skipped: 0



Answer Choices	Responses	
Improved	27.12%	16
Stayed the same	50.85%	30
Declined	3.39%	2
Don't Know	5.08%	3
Not Applicable	13.56%	8
Total		59